

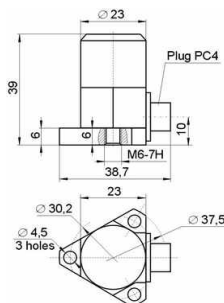


Industrial Vibration Transducers with Built-In Electronics NTIP91, NTIP91-01

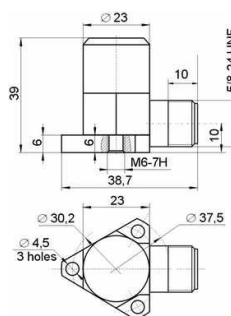


Parameter	Unit	NTIP91 *2	NTIP91-01*2
Axial sensitivity ($\pm 10\%$).....	mV/g*1	30	
Relative transverse sensitivity	%	< 5	
Amplitude range.....	g*1	± 160	
Max. shock limit (peak value).....	g*1	± 500	
Operating temperature range.....	° C	-40...+ 125	
Frequency range (ripple ± 1 dB).....	Hz	0.5...5 000	
Self-resonant frequency in attached condition .kHz		> 35	
Noise level, RMS (1 Hz ... 10 kHz).....	g*1	< 0.000 3	
Output resistance.....	Ohm	< 500	
Voltage power.....	V	+ (15...30)	
Current power.....	mA	2...20	
Constant output voltage level.....	V	8...11	
Design.....	-	Shear	
Bottom insulation.....	-	yes	
Connector type.....	-	PC4 AR07	
Housing material.....	-	stainless steel	
Weight (without connector and cable).....	gram	90	

General view of NTIP91

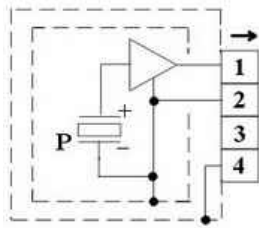


General view of NTIP91-01

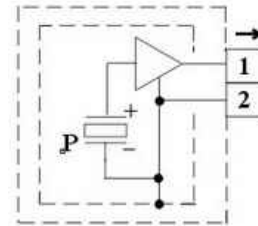




Electrical circuit
of NTIP91



Electrical circuit
of NTIP91-01



The circuit of connection to a data-acquisition
equipment

